

**AIA**[®]**Document G704[®] – 2017****Certificate of Substantial Completion****PROJECT:** *(name and address)*
Softball Complex Sulphur Springs Park
Madison County, Mississippi**CONTRACT INFORMATION:**
Contract For: General Construction
Date: 06 May 2024**CERTIFICATE INFORMATION:**
Certificate Number: 001
Date: 11 August 2025**OWNER:** *(name and address)*
Madison County Board of Supervisors
146 W. Center St., Canton, MS**ARCHITECT:** *(name and address)*
JH&H Architects Planners Interiors PA
1047 N. Flowood Dr., Flowood, MS**CONTRACTOR:** *(name and address)*
England Enterprises, Inc.
8295 Wildwood Rd., Vaughan, MS

The Work identified below has been reviewed and found, to the Architect's best knowledge, information, and belief, to be substantially complete. Substantial Completion is the stage in the progress of the Work when the Work or designated portion is sufficiently complete in accordance with the Contract Documents so that the Owner can occupy or utilize the Work for its intended use. The date of Substantial Completion of the Project or portion designated below is the date established by this Certificate.
(Identify the Work, or portion thereof, that is substantially complete.)
All portions of the Work identified in the Contract Documents.

JH&H Architects
Planners Interiors PA
ARCHITECT *(Firm Name)***SIGNATURE**Jeshua Jeffcoat,
Architect**PRINTED NAME AND TITLE**

07 August 2025

DATE OF SUBSTANTIAL COMPLETION**WARRANTIES**

The date of Substantial Completion of the Project or portion designated above is also the date of commencement of applicable warranties required by the Contract Documents, except as stated below:

(Identify warranties that do not commence on the date of Substantial Completion, if any, and indicate their date of commencement.)
N/A

WORK TO BE COMPLETED OR CORRECTED

A list of items to be completed or corrected is attached hereto, or transmitted as agreed upon by the parties, and identified as follows:
(Identify the list of Work to be completed or corrected.)
See the attached punch list for items to be provided or corrected.

The failure to include any items on such list does not alter the responsibility of the Contractor to complete all Work in accordance with the Contract Documents. Unless otherwise agreed to in writing, the date of commencement of warranties for items on the attached list will be the date of issuance of the final Certificate of Payment or the date of final payment, whichever occurs first. The Contractor will complete or correct the Work on the list of items attached hereto within thirty (30) days from the above date of Substantial Completion.

Cost estimate of Work to be completed or corrected: \$41,110.52

The responsibilities of the Owner and Contractor for security, maintenance, heat, utilities, damage to the Work, insurance, and other items identified below shall be as follows:

(Note: Owner's and Contractor's legal and insurance counsel should review insurance requirements and coverage.)
Same as the date of commencement for the Certificate of Substantial Completion.

The Owner and Contractor hereby accept the responsibilities assigned to them in this Certificate of Substantial Completion:

England Enterprises, Inc.
CONTRACTOR *(Firm Name)***SIGNATURE**David England, President
or Leana England
Treasurer**PRINTED NAME AND TITLE****DATE**

07 August 2025

Madison County Board of
Supervisors**OWNER** *(Firm Name)***SIGNATURE**Gerald Steen, Board
President**PRINTED NAME AND TITLE****DATE**

**SOFTBALL COMPLEX SULPHUR SPRINGS PARK
MADISON COUNTY BOARD OF SUPERVISORS
21-027B**

DATE: 8 November 2024

LOCATION: 929 Sulphur Springs Road
Camden, MS 39045

SUBSTANTIAL COMPLETION: 30 June 2025

**GENERAL
CONTRACTOR:** England Enterprises Inc.
8295 Wildwood Road
Vaughan, MS 39179

**PROJECT
MANAGER:** David England
662-673-1644
englandenterprisesinc@gmail.com
SUPERINTENDENT: Antoine Dancy
601-757-6898

The items below and enclosed provide to the best of our knowledge deficient or incomplete items that require remedial work. Failure to include any items on the list below does not alter the responsibility of the Contractor to complete all work in accordance with the Contract Documents.

Per Article 9.8.5 of the General Conditions, the Contractor's execution of the Substantial Completion constitutes Contractor's representation that the items on the list accompanying the Certificate can and will be completed by Contractor and his subcontractors within thirty (30) days of Contractor's execution of the Certificate. Based upon this representation by Contractor and upon the acknowledgement of the Architect that the listed items remaining can be completed within thirty (30) days, the Owner agrees to execute the Certificate of Substantial Completion. If Contractor fails to complete the items on the list within thirty (30) days of Contractor's execution of the Certificate, then the Owner, at its option and without prejudice to any other rights or remedies it may have under this Contract or otherwise and without notice to the Contractor or Surety, may proceed to have same completed and to deduct the reasonable costs thereof from the amounts then due or thereafter to become due to Contractor.

ITEM	COMMENTS / ACTION	INITIAL/DATE
SITE		
1.	Patch damaged concrete by second handicapped parking stall.	
2.	Patch damaged concrete between handicapped parking and restroom building.	
3.	Patch damaged concrete between the restroom building and the turnaround drive.	
4.	Patch damaged concrete at the end of the turnaround drive, opposite the handicapped parking.	
5.	Patch damaged concrete between the restroom building and the softball seating area.	
6.	Remaining electrical receptacles to be installed shall be mounted at the same height as the electrical receptacle installed along the backstop.	

SOFTBALL FIELD

7. Uninstall fence mesh from backstop. Reinstall mesh per sheet AS103.
 8. Rework or replace damaged/mangled fence mesh.
 9. Reposition all mesh twist ties so that the pointed ends face down.
 10. Replace dead sod near 1st and 2nd base.
 11. Adjust height of drain pipe by the gate to the field near 1st base so that the cover plate can be installed flush with the grass.
-

DUGOUT A (1ST Base)

12. Paint fence attachment clips. Color shall match dugout wall color.
 13. Paint column base plates. Color shall match fence.
 14. Touch up paint inside of dugout.
 15. Modify installation of fence mesh at the top of the dugout facing the field. Mesh shall terminate at the bottom of the steel beam.
 16. Touch up paint at square steel column on the right side of the dugout as it faces the field. Touch up paint circular fence post adjacent to the steel column.
-

DUGOUT B (3RD Base)

17. Paint fence attachment clips. Color shall match dugout wall color.
 18. Paint column base plates. Color shall match fence.
 19. Touch up paint inside of dugout.
 20. Modify installation of fence mesh at the top of the dugout facing the field. Mesh shall terminate at the bottom of the steel beam.
 21. Caulk gap in mitered fascia at the top of the landing. Touch up paint as required.
-

RESTROOM BUILDING C

22. Repaint exterior doors.
 23. Remove chipped AMU behind Rainbird exterior conduit and patch.
 24. Touch up paint screws in plywood ceiling panel in Work Room 101.
 25. Paint white access panel doors and trim. Color shall match walls.
 26. Adjust ADA plumbing cover under the lavatory to the right in Women's Restroom 102.
 27. Replace door hardware to door 102 in Women's Restroom 102.
 28. Caulk jams of rolling counter door 103A in Storage 103.
 29. Reinstall metal toilet partition boots in both restrooms at the ceilings where there are gaps between the toilet partition panels and the boots. Flip the boots upside down to see if there is a return leg that would reduce the gap between the panel.
-

SIGNED BY:



MECHANICAL SYSTEM PROJECT OBSERVATION SUBSTANTIAL COMPLETION

Project:

Softball Complex Sulfur Springs Park

GSK Project No:

109-052

Location:

Madison County, MS

Contractor:

England Enterprises, Inc.

Superintendent:

Antonie Dancy

Date:

08/07/25

Time:

7:15 a. m.

Weather Conditions:

Clear; ± 77

Photographs Taken

☒ YES ☐ NO

Pay App Reviewed

☐ YES ☒ NO

PROGRESS SINCE LAST OBSERVATION:

Purpose of this site visit was to perform a mechanical system substantial completion observation per Contractor's request and Architect's directive.

CONTRACTOR INSTRUCTIONS:

The Contractor shall remedy all known punch list items to date, with all blanks initialed and dated, and shall thereafter transmit to Architect and Engineer a minimum of four (4) working days prior to requesting a follow-up verification observation.

PROJECT CLOSEOUT REQUIREMENTS:

Provide remaining closeout documentation (As-Built Drawings) per Mechanical Specifications.

COMMENTS:

Mechanical portion of this project may be considered substantially complete once the following items have been addressed by the Contractor:

1. Deficiencies have been corrected by the Contractor.
2. Mechanical Systems Owner Education has been performed as specified.
3. Contractor shall complete bipolar ionization test form (attached) and turn in as part of close-out documents.

OBSERVED BY:



Al Guynes,
Construction Administrator/Principal



CC: Joshua Jeffcoat – JH&H
Dane Broadfoot – JH&H

CC: John Killebrew – JH&H
Jason Kackley - GSK

INITIALS OF PERSON COMPLETING TASK	DATE TASK COMPLETED	DESCRIPTION OF TASK
------------------------------------	---------------------	---------------------

NOTABLE DEFICIENCIES:

GENERAL ITEMS:

		1	Installation of domestic water piping insulation at water heater is not acceptable.
		2	Caulking required at refrigerant piping penetration thru exterior wall for watertight installation. Color to match block or mortar.
<div style="display: flex; justify-content: space-around; align-items: center;">   </div>			
		3	Provide handheld ion counter/testing device as specified to be turned over to Owner. One per project.
		4	Provide close-out document information per Specifications on Drawings.

Schultz & Wynne Job Observation Report

Aug 6, 2025, ID #2

REPORT DETAILS

Description

Submitted by Rob Trammell

Status Submitted

Last update Aug 6, 2025 4:53 PM

Last updated by Rob Trammell

1. REPORT INFORMATION

1.1 REPORT INFORMATION

- ☐ Monthly
- ☐ In-Wall
- ☐ Above Ceiling
- ☒ Semi Final
- ☐ Semi Final Review

1.2 Architect

JHH Architects

1.3 Job Title

Madison County Sulpher Springs Park Softball Complex

1.4 Date of Field Observation

Aug 6, 2025

1.5 S/W job #.

223155

1.6 Architect job #.

21027B

1.7 Photo's Taken

☒ Yes

☐ No

☐ N/A

1.8 Pay Application Reviewed

☒ Yes

☐ No

☐ N/A

2. OBSERVATIONS AND COMMENTS

2.1 See Attached Observations & Comments

A walk through of the job site was performed to review electrical work progress and quality of work to date. All observation notes, concerns, and specification highlights are listed below.



Building Interior

1. Men's restroom 114

a. Heater disconnect requires a circuitry label. Label is to be acrylic or melamine with a minimum letter height of 3/8".

2. Storage 115

a. Water heater disconnect requires a circuitry label & a means of disconnect. Label is to be acrylic or melamine with a minimum letter height of 3/8". A dog eared switch lockout can be used.

3. Women's restroom 113

a. Heater disconnect requires a circuitry label. Label is to be acrylic or melamine with a minimum letter height of 3/8".

4. Storage 116

a. Water heater disconnect requires circuitry label. Label is to be acrylic or melamine with a minimum letter height of 3/8".

b. Motorized door requires a properly sized disconnect with a circuitry label and a means of disconnect. Label is to be acrylic or melamine with a minimum letter height of 3/8".

Building Exterior

5. Mini split disconnect requires a circuitry label. Label is to be acrylic or melamine with a minimum letter height of 3/8".

All exterior labels re to be screwed in with pan head screws.

6. Mini split power whip is required to be LFMC.

7. Mini split power whip requires fittings to be steel.


8. Mini split power whip needs to be strapped to wall.

9. Main disconnect requires a label stating main building disconnect.

10. Utility company pole riser needs properly sized 2 hole clamps added to conduit strapping.

12. Receptacles behind home plate are incomplete,

PHOTOS (8)



Item 11.

Rob Trammell

Aug 6, 2025 2:37 PM



Item 10

Rob Trammell

Aug 6, 2025 2:34 PM



Item 9
Rob Trammell
Aug 6, 2025 2:33 PM



Items 6, 7, & 8
Rob Trammell
Aug 6, 2025 2:33 PM



Item 5
Rob Trammell
Aug 6, 2025 2:33 PM



Item 4b
Rob Trammell
Aug 6, 2025 2:22 PM



Item 2a

Rob Trammell

Aug 6, 2025 2:13 PM



Item 1a

Rob Trammell

Aug 6, 2025 2:12 PM